

JUNE 2022

# Homes & Design

■ HOME SERVICES ■ HOME FURNISHINGS ■ HOME IMPROVEMENTS ■ HOME DECOR ■ REAL ESTATE & RENTALS



~ Published by Southern Lakes Newspapers LLC

# Paper Dolls

## Home Furnishings & Interior Design



We have the Largest Selection of In-Stock Home Furnishings & Accessories in the Area

- Interior Design Services •
- Custom Window Treatments, Blinds & Shades •
- Wallpaper •

138 E. Geneva Square  
Lake Geneva, WI 53147 • 262.248.6268  
paperdollinterior.com

418484

## FIRST IN HOME MORTGAGES

**NOW** is the time to think “**FIRST**” ... for your home mortgage refinancing needs

“**FIRST CITIZENS**” has attractive fixed term rates. Call to see how low they really are! Low borrowing rates also mean it’s a good time to purchase a new home.

*Think “**FIRST**” ... for all your financial needs.*



Mortgage Center is a service available online to apply for a mortgage loan safely and conveniently from home. Available on our website [www.firstcitizensww.com](http://www.firstcitizensww.com) under Electronic Services go to Online Mortgage Application.  
*You can get current home loan rates and a personalized rate quote.*

### WHITEWATER WEST

1058 W. Main Street  
Whitewater, WI 53190  
(262) 473-3666

### MAIN OFFICE

207 W. Main Street  
Whitewater, WI 53190  
(262) 473-2112

## FIRST CITIZENS STATE BANK



[firstcitizensww.com](http://firstcitizensww.com)

### EAST TROY OFFICE

2546 E. Main Street  
East Troy, WI 53120  
(262) 642-2530

### PALMYRA OFFICE

111 E. Main St.  
Palmyra, WI 53156  
(262) 495-2101



409913



# Get decked out

## Expert tips for planning your dream deck

So, you've decided this is the year you'll add the deck of your dreams to your home. Now that you're ready to put all hands on deck, it's time to consider all of your options. The experts at Decks.com offer these tips to get started:

### Plan ahead

A typical deck project can take six months (or more) from inspiration to installation. To get things going, put together a timeline and checklist. Helpful how-to articles and resources for planning can be easily found online. Be sure to factor in time for permitting to ensure your deck is built to code standards and is in compliance with local regulations.

### Get inspired

There are countless possibilities when it comes to the layout and design of a new deck – from simple, yet refined, ground-level styles to more complex and elaborate multi-level decks. There is no shortage of inspiration to help you determine your likes and dislikes, and even uncover creative ideas you may not have considered. Decks.com, for instance, features hundreds of images and deck plans for every type of housing configuration and setting.

### Design your dream

Ultimately, a deck should be designed around how you plan to use it – e.g., relaxing, entertaining, etc. Beyond function, consider views, sun/shade and entrances, and exits from the home and into the yard. All these factors will have an impact on your deck's size, shape and scale.

### Be mindful about materials

It's important to choose quality materials that will withstand wear and

tear. With the price of wood on the rise, many homeowners are opting for high-performing, low-maintenance composite decking. Resistant to fading, staining, scratching and mold, wood-alternative decking never needs to be sanded, stripped or stained, resulting in less hassle and more time for outdoor enjoyment.

### Think beyond the boards

Often overlooked, substructure and railing can have tremendous impacts on the performance, appearance and cost of a deck. For optimal structural integrity, be sure to protect wooden joists and beams with waterproof flashing tape. And don't forget about railing, which adds both safety and style to a deck. Available in a wide array of styles, shapes and materials, deck

• CONTINUED ON PAGE 4

**above:** Renovating or installing a deck takes planning and inspiration. Take your time and do some research before tackling the project.

STOCK PHOTO Homes & Design

## HOMES & DESIGN

June 2022

Published by Southern Lakes Newspapers LLC  
1102 Ann St., Delavan, WI 53115  
(262) 728-3411



For advertising opportunities, call (262) 728-3411 or email vicki@southernlakesnewspapers.com

EDITOR IN CHIEF: **Edward Nadolski**  
SPECIAL SECTIONS EDITOR: **Tracy Ouellette**  
PAGE DESIGN: **Jen DeGroot**  
CREATIVE DIRECTOR: **Heather Ruenz**  
ADVERTISING DIRECTOR: **Vicki Vanderwerff**

railing helps to frame and personalize an outdoor space.

**Understand costs and value**

To ensure your dream remains within reach, keep costs in mind throughout the planning process. Several factors will affect material and labor costs, including the size and shape, along with any extras you may want to incorporate. To help homeowners with budgeting, Decks.com offers handy calculators that estimate material needs and costs based on input regarding size, substructure and products being considered.

**Account for add-ons**

When planning your deck, have fun exploring the many options that are available for customizing your design. You'll need to decide early on if you want to incorporate integrated features like built-in benches, planter boxes and storage. You'll also want to budget accordingly for extras such as a pergola, fire pit or lighting, which can add comfort, character and convenience to your outdoor retreat.

For more deck planning tips and tools or to find a professional deck builder near you, visit Decks.com.

(BPT)



Consider how you will use the deck when designing your project. Entertaining outside requires a seating area.

STOCK PHOTO Homes & Design

**Residential**
**Commercial**

Shingle Roofs



**AMB**  
**ROOFING**  
RESIDENTIAL • COMMERCIAL

Metal Roofing

Flat Roofs
**& SHEETMETAL**
Gutters

Metal Siding
**Repairs**

*Building Relationships One Roof At A Time*

**FREE ESTIMATES**

**(815) 385-2621**

*Now Offering Financing!*



*We Recycle  
Roofing  
Material &  
You Save*





**Visit us at [www.ambroofing.com](http://www.ambroofing.com)**

# Bloomin' brilliant

## *Nurseries offer tips to help you embrace the growing season*

By **Sandra Landen Machaj**

CORRESPONDENT

In spring homeowners look at their property with new eyes. As the lawn turns to green, early spring flowers begin to peek out of the ground, and leaves emerge on the trees, homeowners begin to visit, nurseries and greenhouses in search of the newest plants shrubs and flowers to add to the beauty of their property.

Once there, they are confronted with many choices and often become overwhelmed with the varieties of shrubs, trees, and flowers available.

Visiting a nursery where knowledgeable employees can give them advice as to what varieties will work well on their property is the first step to a beautiful yard.

### Arbor Vista Nursery

Arbor Vista Nursery in Delavan has been known since the 1980s as the place to go whether one is looking for a complete landscape redesign or to replace trees and shrubs that have become diseased or just have become too overgrown.

Owned by Rita Yadon and her son Mark, the Arbor Vista Nursery grows much of its own stock on 39 acres.

"We are a wholesale nursery with a retail sales department," Rita Yadon said. "We provide landscape designs for up to a 30-mile radius of Delavan. We are very friendly and knowledgeable and work with our clients so that the design pleases them."

Trees, according to Yadon, give the property its look. Maple trees are the most popular but it is important not to plant just one type of tree. Diversification protects the homeowner from losing all of their trees as happened when Dutch Elm Disease wiped out the many Elm trees in the area.

Among the many varieties of trees that can be added to your landscape are Hackberry, Kentucky Coffee, Gingko, and Honey Locust, all of which are grown on site at Arbor Vista.

"Trees can be planted year-round except for in the month of August," added Yadon.

Spring is the time to start working on your landscape. Start by cleaning out all your beds, being certain to clear out all the weeds before you begin to plant.

When shopping for plants be sure to see what the full size of the plant will be,



Michelle Kniep, owner of BlueBird Greenhouse, displays one of the large hanging plants available at her greenhouse.

SANDRA LANDEN MACHAJ Homes & Design

so you don't overplant and end up with everything crowded. Then take it slow, don't rush to add too much at one time.

"The first year everything sleeps as the plants make strong roots," Yadon said. "The second year, they begin to creep, building more fullness on top. By the third year, it leaps with a lot of growth on the top. Never add fertilizer until the second year."

Whether dealing with a tree or shrub watering is important. While most people tend to under-water their plants,

overwatering is also a problem. If the leaves start to turn yellow it is a sign that the plant has been overwatered. When under-watered the leaves will just drop.

"Years ago, evergreens were the main shrubs around the house. Today's homeowners use more flowering shrubs and use evergreens as an accent piece," Yadon said. "Don't be in a hurry to plant too much too fast. Live in the house for a year and

• CONTINUED ON PAGE 6



see where you look out at your yard. You want flowers and shrubs that add to the view not only from the outside but also when inside looking out. Look at your neighbors' plants and choose other types so that your yard is unique and not just a copy of the neighbors."

Perennials add color and beauty and lead the eye to roam the yard. The focal point of the yard should move by the blooming season. One side of the yard may be an all-white flower garden while the other may burst with color. Choose colors that you enjoy.

In winter it is the evergreens that will add color and beauty to the yard when everything else has finished blooming and may be covered with snow.

Courtney Randolph, who is the landscape designer at Arbor Vista, will work with a customer to determine what they want in their design. Then she will add in other plants that she thinks will work well with their design needs. All plants that are recommended by Arbor

Vista are all zone 4 plants meant to do well in the Midwest.

Once the design is completed, Randolph will get feedback from the homeowner to be sure that they are happy with the choices. Then begins the implementing of the design.

Everything does not have to be completed at one time, especially when it comes to the trees. Do as much as your budget allows, then live with it for a season.

*Arbor Vista Nursery is at 4348 Dam Road, Delavan. Reach them by phone at 262-728-6050 or visit them online at [www.arborvistanurseryinc.com](http://www.arborvistanurseryinc.com). Hours are Monday through Thursday from 9 a.m. to 4 p.m., Friday 9 a.m. to 3 p.m. and Saturday 9 a.m. to 1 p.m.*

### **BlueBird Greenhouse Nursery**

Throughout her life, Michele Kniep has enjoyed working with flowers, but it was not until five years ago that her dream of owning her own greenhouse and nursery became a reality.

## **Distinctive Landscape-Design & Installation**



• YEAR-ROUND TREE SERVICE • CERTIFIED ARBORIST  
• PATIOS • RETAINING WALLS • LANDSCAPING

**B&J**  
**TREE AND**  
**LANDSCAPE**  
**SERVICE, INC**



**262-248-3653**

[www.bandjlandscape.com](http://www.bandjlandscape.com)  
**W2795 KRUEGER RD.**  
**LAKE GENEVA**

[office@bandjtree.com](mailto:office@bandjtree.com)

*Serving You Since 1959*



418565

**WESTSIDE**  
**LANDSCAPE**  
**PRODUCTS, INC.**

Westside is a stone yard available to the public and contractors for pick up or delivery



- WASHED DECORATIVE STONE, GRAVEL, MATERIAL & SAND
- BOULDERS & RIP RAP
- MULCHES & SOIL COMPOST
- WALL STONE, STEPS, FLAGSTONE AND OUTCROPPING
- GRASS SEED, POLYMERIC SAND, FERTILIZER
- EROSION CONTROL, FABRIC, GEO GRID
- EDGING
- NAILS, STAPLES, STAKES
- FIREWOOD
- MIXED HARDWOODS
- FIREPIT RINGS
- TOOLS

**N1882 State Rd 120**  
**Lake Geneva, WI**

**262-949-4188**

414544

“We first built a small greenhouse and worked with it for two seasons before going full speed into the large greenhouse that is now the home of BlueBird Greenhouse Nursery,” Kniep said. “The work begins in February when we first receive the small plugs which we will grow into beautiful blooming plants that will be enjoyed throughout the summer and fall.”

According to Kniep, before purchasing the flowers for your yard, spend time thinking about where they will be planted. The choice of the flowers will depend on whether the area receives a lot of sunshine, or if it is an area that spends most of the day in the shade. Also look at the way water drains from the area.

In the Midwest, people become so excited to plant their flowers and bring color to their landscape, that they often forget that the area can still have frost in May. It is important to wait until all threat of frost has passed.

A rule of thumb, according to Kniep is, it may be all right to plant a week after Mother’s Day if the weather is mild. To be certain when planting in ground, wait until Memorial Day.

Petunias are a favorite of many gardeners whether they plant them in the ground or in planters. They come in many varieties and colors. The orange gene has been reintroduced to the petunia adding a new look and new varieties of color. Some of the new strains even change color during the season, giving a fresh look to your basket or border throughout the blooming season.

“Today’s petunias may bloom all summer and they are easier to care for. You don’t need to clear out the old blooms or deadhead them to keep them blooming. They tend to clear out their dead blooms themselves,” added Kniep. “They can grow upright or can be cascading.”

Hanging pots are among the most popular types of planters. Planting a hanging planter or any other basket, requires knowledge of how the plant grows. Some plants mound while others tend to spread out. Calibrachoa, also known as super bells, which tend to look like small petunias, are one of the mounds. A combination of mounds and spreaders are necessary to produce a full robust basket.

Many times, containers are overcrowded or the choice of plants do not grow well together. Speak to the nursery personnel for advice in putting the right plants together and using the right number in the pot.

“You don’t want to overcrowd the pots. If you are planting calibrachoa, with petunias you want to use two petunias to three of the calibrachoa,” said Kniep.

The mistake homeowners often make is not correctly watering and fertilizing their plants. They may overwater causing the water to flush the nutrients in the soil. Or may under-water leaving the plants dehydrated.

“There are products to fertilize that attach to the garden hose. These add fertilizer to the plant when you water. Worm castings manufactured by a company in Union Grove can be sprinkled in the pot, about ½ cup at a



**above and opposite:** Throughout the greenhouse a variety of hanging baskets and trays of flowers can be viewed. Making your choice may be more difficult due to the many varieties.

COURTESY OF BLUEBIRD GREENHOUSE NURSERY *Homes & Design*

time, and then when watered, the water picks up the nutrients from the castings and spread them through the soil. This can be done once a month,” said Kniep.

She also recommends that after your Fourth of July party, give your hanging baskets a haircut. This will send energy to the roots and give them more energy for growth for the rest of the season.

Pollinator gardens are becoming popular among homeowners as they enjoy watching the birds, butterflies and bees and are cognizant of the importance of the pollinators.

Kniep recommends planting Cuphea, also known as Hummingbird Lunch, Calibrachoa (million bells), and especially Lantana to attract the pollinators.

She often gets a request from apartment or condo residents who live on higher floors to create a pollinator hanging basket, so they

can enjoy the birds, butterflies and honey bees even though they are not at the ground level.

Kniep recommends purchasing your plants at a nursery because they receive extra work and attention from early on. The nursery uses natural methods to keep bugs out of their plants and don’t use pesticides.

“We are knowledgeable about our plants and will help you choose what is best for your location and the number of plants needed,” Kniep said. “We will help you make choices that work with your containers. We also have some outside beds planted so you can see what the plants will look like after it is in the ground and growing in place.”

*BlueBird Greenhouse is at N7499 WI-120, East Troy. Contact them by phone at 262-206-2868 or visit their website [bluebird-greenhouse.business.site](http://bluebird-greenhouse.business.site) or on Facebook. Hours are 9 a.m. to 6 p.m. seven days a week.*



# 6 easy tips

## to prepare and maintain your backyard

From backyard barbecues to water balloon fights, our outdoor spaces are home to some of our favorite memories. With warmer temperatures finally here, and everyone itching to get outside, preparing, and maintaining your outdoor space is a must, but it's not everyone's favorite chore.

Lawn and garden equipment expert, Eric Halfman from John Deere, put together this easy prep and maintenance guide guaranteed to have you kicking back and enjoying your backyard in no time:

### Feed your lawn

The secret to luscious and green grass? Feeding your lawn. Fertilize your lawn every two months to increase the amount of nutrients your grass can absorb. A thick and healthy lawn also leaves little room for weeds and crabgrass to grow, keeping it looking clean all year round, with little weed-pulling required.

### Wash the deck, furniture

Cleaning off your deck is an easy start to bringing your backyard back to life again. Break out the broom and sweep away any dirt or debris that has piled up. Then, fire up the power washer (available for rent at most home improvement

stores) or your regular garden hose to rinse off any stuck-on dirt and grime. Lastly, wipe down your outdoor furniture with soap and water. Don't forget to do a refresh occasionally throughout the season.

### Plant new flowers

Bring some color back into your yard by planting new flowers! Whether it's a flower bed or an array of big planters, flowers are a great way to dress up your backyard and they smell great, too. Head down to your local nursery to pick out a few colorful varieties to plant.

### Mulch your garden

Limit the amount of effort needed to maintain your lawn and garden by adding a layer of mulch to your planting beds and around trees. No more mowing carefully around trees or painstakingly pulling weeds from your flower beds, as mulch helps keep weeds out of the picture and leaves your lawn looking great.

### Mow your lawn

Whether you're mowing your lawn once a week or once a month, John Deere recommends the following: Safely sharpen

mower blades to ensure the grass is cut cleanly and evenly. Dull blades split the ends of grass, which allows turf diseases to spread and detracts from the beauty of the lawn. Follow the 1/3 rule, taking no more than the top third off the grass blade. Be sure to clean and maintain your mower for best performance – use fresh gas, regularly check oil levels, and dust off dirt and debris.

### Prep the grill

Light the barbecue, then peel and halve a large onion – not for eating, but for cleaning. Stick a long-handled barbecue fork into the onion, then apply the cut side to the grill, putting to good use the onion's pungent flavor and its unique antiseptic properties. Rub the onion back and forth with moderate pressure, and watch the accumulated gunk disappear.

More expert lawn and garden tips can be found by visiting [deere.com](http://deere.com).

(STATEPOINT)

With a little prep work and maintenance, you'll be ready for family fun and making memories.

STOCK PHOTO *Homes & Design*





# 5 tips for a more sustainable home

While daily DIY hacks for a more sustainable lifestyle are increasingly popular, consumers are also interested in more meaningful, long-term ways they can make a difference in protecting our planet. One key way to make a lasting impact is investing in a sustainable home, from energy-saving laundry appliances to composting for less food waste. Check out these five tips for long-term eco-friendly living.

## 1. Lightbulb moment - investing in energy-efficiency.

Turning lights off as you leave the room and unplugging unused electronics are quick tips to reduce your energy usage, but long-term investments in energy-efficient appliances are the most valuable in creating a more sustainable home. The best appliances to purchase are those with the ENERGY STAR® label, which signifies the most efficient options on the market. For example, Bosch compact laundry pairs feature dryers with heat pump drying technology, a ventless, sustainable drying

solution that was awarded the Energy Star Most Efficient Mark in 2022.

## 2. Turn up the heat on sustainable cooking.

Choosing quality, energy-saving cooking appliances is crucial to reduce your carbon footprint. Eco-friendly wall ovens and induction cooktops are a great first step in more sustainable cooking over time.

Induction cooking uses electromagnetic energy to heat pots and pans directly. In comparison, gas and electric cooktops heat indirectly, using a burner or other heating element to pass radiant energy to your food. Induction cooking is a more efficient way to cook and reduces the amount of heat that is expelled into the home. Some ovens offer eco-friendly features as well, like Bosch wall ovens with EcoChef technology. This feature uses residual heat in the cavity to complete the cooking process, ultimately saving energy while still delivering optimal cooking results.

## 3. Water smart by design.

One of the simplest ways to conserve water is to invest in appliances that do it for you. Washers and dishwashers are two appliances that can utilize a significant amount of water and energy if they are not designed to conserve both. Once again, make sure to select appliances with Energy Star certifications and thoughtful design that will intuitively allow you to save more water. According to the EPA, an Energy Star certified dishwasher costs about \$35 per year to run and can save you an average 3,870 gallons of water over its lifetime, compared to a standard dishwasher.

## 4. A backyard party - composting in your home garden.

Try taking an eco-friendly approach to grocery shopping by planting your own garden with fresh fruits and vegetables to use during mealtime. In addition, composting can be a great way to maximize your backyard nursery and continue to

• CONTINUED ON PAGE 10

One way to make a lasting impact on the environment is to invest in a sustainable home. Energy efficient appliances can make a big difference.

STOCK PHOTO Homes & Design

## SUSTAINABLE HOME

• CONTINUED FROM PAGE 9

cultivate a more sustainable lifestyle. For avid backyard gardeners and eco-enthusiasts alike, composting is an easy, effective way to reduce the amount of carbon emissions from our household waste bins. According to the EPA, food scraps and yard waste together comprise over 30% of household waste, but these could be composted instead. Making compost keeps this waste out of landfills, where they'd otherwise take up space and release harmful greenhouse gases.

To compost, select a dry, shady spot for your compost bin. Add brown and green materials, moistening dry materials as they are collected. Mix grass clippings and green waste into the pile and bury fruit and vegetable waste about 10 inches under compost material. When the material at the bottom is dark and rich in color (as early as two months), your compost is ready to use.

### 5. Keeping it fresh - reducing food waste.

Recent Bosch research found that Americans toss 103 pounds of spoiled food per year – that's roughly \$3,000 wasted annually! The solution to less food waste? A refrigerator with purposeful organization and storage functions.

Sixty-one percent of people believe that owning a fridge with more useful storage capabilities would contribute to less food waste overall, keeping their groceries fresher for longer. The Bosch French door bottom mount refrigerator is a great option, equipped with freshness technologies to extend the life of your groceries, from customizable humidity and temperature drawers to rearrangeable shelving.

(BPT)



Induction cooking uses electromagnetic energy to heat pots and pans directly, which is a more efficient way to cook and reduces the amount of heat that is expelled into the home.

STOCK PHOTO Homes & Design



*Focused on*  
**FAMILY BUSINESS**  
*Because we are one!*

We understand family businesses because we are one.  
We are a family-focused bank that knows what it takes for businesses to thrive – local support, hard work, and Sound Advice makes all the difference  
You can count on all the above from us.

**Give us a try. We'll treat you like family.**



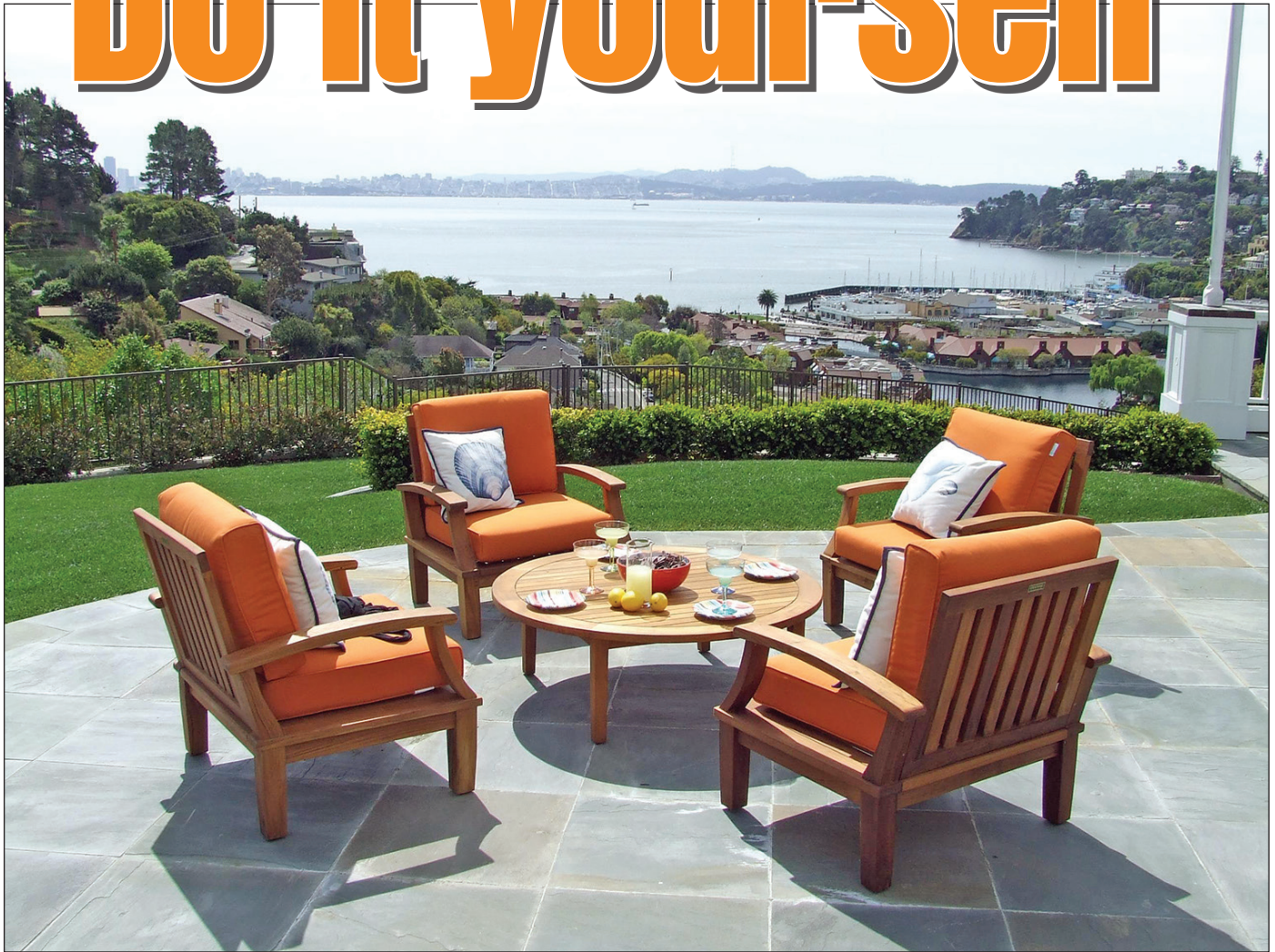
*Contact our Small Business Banking team to learn more*

Member FDIC

Visit [bankatfirstnational.com](http://bankatfirstnational.com)

800.667.4401

# Do it yourself



## 4 outdoor home improvement projects to tackle this summer

When you think of summer cleanup, you likely picture decluttering and deep cleaning your indoor spaces. However, your outdoor spaces need just as much attention as your home's interiors to get them ready for the warmer months.

You can save yourself some headaches later by investing time in a few housekeeping tasks in your outdoor spaces, so as the weather heats up, it's time to take stock of your yard space and lawn equipment.

Check out these four (relatively) simple projects that will set you up for success this summer.

### check your lawnmower

Inspect your lawnmower before you need to use it so it's prepared when you're ready to tackle your lawn. According to Consumer Reports, you'll want to check or change your engine oil, sharpen the blades, fill it with fresh fuel, and change or clean filters.

For some, it may be time to replace your trusty lawnmower. The Troy-Bilt Self-Propelled Walk-Behind FWD Mower is an excellent choice for homeowners. It's powered by a 140cc Briggs & Stratton engine and offers variable-speed front-

wheel drive for improved control and fast turns. This durable model is equipped with the TriAction cutting system for creating and maintaining a well-groomed lawn plus a deck wash for easy upkeep.

### Prep your patio

If you spend a lot of time on your patio, especially if you host events, you'll want to inspect your outdoor space for any winter damage. Harsh winter elements like snow and ice can easily cause cracks in stone and

• CONTINUED ON PAGE 12

By tackling your outdoor cleanup tasks, you'll set yourself up for success for any landscaping and projects you've planned for spring and summer.

STOCK PHOTO Homes & Design



## IMPROVEMENT PROJECTS • CONTINUED FROM PAGE 11



tile pavers or chip and crack wooden decks. Make a list of needed repairs and determine which should be prioritized.

Now is also a good time to renew your patio area. It can be as simple as adding mulch, using landscape rocks as ground cover or installing or replacing patio stones and pavers.

### Garden beds

If you're looking to grow your own flowers, vegetables and herbs this summer, consider assembling and installing raised garden beds. According to the Old Farmer's Almanac, raised soil warms up more quickly, meaning that a raised garden bed can warm up during spring and provide a longer growing season. These simple freestanding boxes or frames drain well, help prevent erosion, and are ideal for small spaces that can't support a traditional row garden.

A galvanized steel raised garden planter bed like one from Northern Tool + Equipment is simple to assemble, meaning you can get to planting more quickly. Its modular design allows you to add multiple boxes for an even larger garden bed and the

corrugated, galvanized steel construction can hold up to all kinds of weather throughout the year.

### Organize your garage

As the in-between space between your home and the outdoors, your garage likely needs plenty of TLC come summer. Take the opportunity to clear out any trash or clutter and give the space a good sweeping to clear out any dust or dirt that collected on the garage floor over the colder months. Check your garage for any damage or leaks to prevent water damage from storms.

After you've decluttered, it's time to organize your spring and summer lawn care and landscaping tools. If you're in need of some new and improved shelves and cabinets, consider buying and installing these storage solutions. A clean and organized garage will free up space, meaning that you can even use your garage to work on and store other outdoor projects.

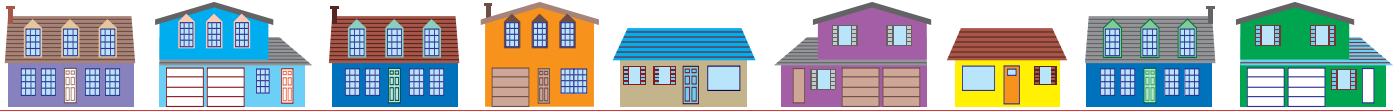
Visit [NorthernTool.com](http://NorthernTool.com) to view and purchase any tools and equipment you may need for completing these and other outdoor projects.

(BPT)

---

Inspect your lawnmower before you need to use it so it's prepared when you're ready to cut the grass. Check or change the engine oil, sharpen the blades, fill it with fresh fuel, and change or clean filters.

STOCK PHOTOS Homes & Design



# home and property sales

Here is a listing of recent single-family home, condominium and vacant land sales in Kenosha, Racine and Walworth counties. The information is provided through the Multiple Listing Service.

## RACINE COUNTY

### SINGLE-FAMILY HOMES

#### Kansasville

- 24312 Peninsula Dr..... \$ 385,000

#### Burlington

- 33200 Store St ..... \$ 280,000
- 373 Conkey St..... \$ 285,000
- 164 Davidson Dr..... \$ 375,000
- 325 Randolph St ..... \$ 362,000
- 8700 McHenry St ..... \$ 415,000
- 116 Johnson St ..... \$ 390,000
- 1449 Serena Ln..... \$ 485,000
- 2424 Fairfield Ln..... \$ 499,900

#### Waterford

- 8309 Eagle Ln..... \$ 411,500
- 8731 Hart Dr..... \$ 449,000
- 142 1/2 Riverside Dr..... \$ 530,000

#### Union Grove

- 5126 S Colony Ave..... \$ 258,900

#### Wind Lake

- 6608 Wind Crest Dr..... \$ 575,000

#### Racine

- 1201 Indiana St..... \$ 161,500
- 1100 Villa St ..... \$ 155,000
- 4703 Erie St ..... \$ 210,000
- 1113 Fairway Dr ..... \$ 174,000
- 2112 Arlington Ave ..... \$ 175,000
- 1608 Carlisle Ave ..... \$ 180,000
- 1601 Ohio St ..... \$ 168,500
- 2904 Ruby Ave ..... \$ 183,350
- 2613 E Crescent St..... \$ 179,000
- 2401 Dwight St..... \$ 185,000
- 2615 Charles St ..... \$ 190,000
- 701 Hayes Ave ..... \$ 190,000
- 1105 Layard Ave ..... \$ 180,000
- 1520 Arthur Ave ..... \$ 176,500
- 3213 N Wisconsin St..... \$ 170,000
- 1938 Thurston Ave ..... \$ 180,000
- 1421 West Lawn Ave..... \$ 193,500
- 1922 N Main St ..... \$ 185,000
- 3156 Osborne Blvd ..... \$ 187,600
- 1938 Grange Ave ..... \$ 184,900
- 2809 West Blvd ..... \$ 202,533
- 1125 Arthur Ave ..... \$ 200,000

- 2042 Georgia Ave..... \$ 211,542
- 1302 William St ..... \$ 185,000
- 1000 Mayfair Dr..... \$ 199,900
- 2709 Rosalind Ave ..... \$ 230,000
- 1725 West Blvd ..... \$ 197,400
- 3307 Charles St ..... \$ 201,000
- 4930 Charles St ..... \$ 215,000
- 1528 Ellis Ave..... \$ 226,000
- 2036 St Clair St ..... \$ 210,000
- 3436 Erie St ..... \$ 208,900
- 7015 Whitewater St ..... \$ 215,000
- 2811 Ruby Ave ..... \$ 216,650
- 1254 Hayes Ave ..... \$ 215,000
- 914 Echo Ln ..... \$ 237,756

#### Mount Pleasant

- 5649 Carriage Hills Dr..... \$ 284,000
- 4100 Lathrop Ave ..... \$ 300,000
- 142 Indiana St..... \$ 275,000
- 4308 Woodbury Ln ..... \$ 350,000
- 6552 Primrose Way ..... \$ 330,100
- 627 Newman Rd S ..... \$ 368,000

#### Caledonia

- 2239 Waukesha Rd ..... \$ 650,000

#### Franksville

- 3151 Trudeau Trce..... \$ 370,000

#### Sturtevant

- 4925 57th Dr ..... \$ 630,000

### CONDOS

#### Racine

- 5017 Kingdom Ct ..... \$ 290,000

#### Mount Pleasant

- 1051 N Sunnyslope Dr 102\$ 195,000
- 3134 Wood Rd 10..... \$ 180,000
- 1044 Bedford Ct 102 ..... \$ 225,000
- 1123 N Sunnyslope Dr 204\$ 229,900

#### Wind Lake

- 26532 Lilac Ln 1 ..... \$ 150,000

### VACANT LAND

#### Kansasville

- Lt0 Minnetonka Dr..... \$ 38,000

#### Waterford

- Lt9 Heidelberg Cir Lt10 .... \$ 150,000

## WALWORTH COUNTY

### SINGLE-FAMILY HOMES

#### Genoa City

- N1542 Breckenridge Dr.... \$ 275,000
- N1266 Maple Rd ..... \$ 330,000

#### Elkhorn

- 161 Sundew Ct..... \$ 365,000
- 416 Kimberly Ln ..... \$ 360,000
- N7435 Mariner Hills Cir.... \$ 372,900
- 300 E Emily Ct ..... \$ 440,900
- W5278 Ida Hall Ln..... \$ 435,000

#### Delavan

- 2500 Rockford Colony Ln. \$ 280,000
- 221 Inlet Shore Dr ..... \$ 285,000
- 2537 Countryside Dr ..... \$ 525,000

#### Whitewater

- N7751 Ridge Rd..... \$ 710,000

#### East Troy

- N9179 Pine St ..... \$ 402,000
- W4186 Woodview Trce .... \$ 660,000

#### Lake Geneva

- N2817 Walden Ln..... \$ 400,000
- N3447 County Road H .... \$ 480,000
- N1806 Linn Rd ..... \$ 525,000
- 114 Darwin St..... \$ 563,384
- W3642 Highway 50 ..... \$ 550,000
- 1730 Stone Ridge Ct..... \$ 655,050

#### Fontana

- 830 Tarrant Dr..... \$ 539,000
- 667 Agaming Rd ..... \$ 670,000

### CONDOS

#### Delavan


- 2400 E Geneva St 1900 .... \$ 47,500
- 2400 E Geneva St 1518 .... \$ 45,000

#### Williams Bay

- 91 Potawatomi Rd G4 ..... \$ 299,000

#### Lake Geneva

- 5 Zurich Ct 05-02 ..... \$ 230,000
- 10 Zurich Ct 10-07 ..... \$ 240,000
- 1666 Cottage Dr..... \$ 255,000
- 850 Kendall Ln 5l ..... \$ 240,000
- 1730 Cottage Dr..... \$ 270,000
- 945 Lakeland Dr 9-71 ..... \$ 280,000



# home and property sales

Here is a listing of recent single-family home, condominium and vacant land sales in Kenosha, Racine and Walworth counties. The information is provided through the Multiple Listing Service.



- Elkhorn**
- 622 E Market St 103..... \$ 295,000
- Fontana**
- 22 Abbey Villa Cir D ..... \$ 540,000
  - 926 Duck Pond Rd ..... \$ 683,350

## VACANT LAND

- Delavan**
- Lt1 Bay Rd..... \$ 43,000
- Whitewater**
- Lt1 Crestview Dr..... \$ 195,000
- Bloomfield**
- Lt10 Douglas Ave ..... \$ 66,700
- Elkhorn**
- Lt48 Preserve Dr ..... \$ 90,400
- Lake Geneva**
- Lt45 Wildwood Dr ..... \$ 119,500
  - Lt1 Wooddale Dr -3,19-24 \$ 305,000

## KENOSHA COUNTY

### SINGLE-FAMILY HOMES

- Kenosha**
- 4225 31st Ave..... \$ 200,000
  - 7836 31st Ave..... \$ 188,000
  - 505 13th St..... \$ 161,500
  - 1601 Sheridan Rd ..... \$ 190,000
  - 7612 70th Ave ..... \$ 209,200
  - 7737 35th Ave ..... \$ 215,000
  - 7718 39th Ave ..... \$ 225,000
  - 2026 87th Pl ..... \$ 225,000
  - 6420 59th Ave ..... \$ 225,000
  - 8741 37th Ave ..... \$ 213,000
  - 1902 23rd St..... \$ 232,000
  - 1844 19th Ave ..... \$ 224,000
  - 1629 16th Ave ..... \$ 225,000
  - 5809 36th Ave ..... \$ 223,900
  - 2506 75th St..... \$ 227,000
  - 6916 38th Ave ..... \$ 240,000
  - 7833 10th Ave ..... \$ 235,000
  - 2117 26th St..... \$ 236,500
  - 1915 23rd St..... \$ 229,000
  - 1503 87th St..... \$ 250,000
  - 8025 18th Ave ..... \$ 275,000
  - 6333 46th Ave ..... \$ 265,000
  - 6703 22nd Ave ..... \$ 239,900
  - 416 8th Pl ..... \$ 267,500
  - 6032 57th Ave ..... \$ 250,000
  - 4608 79th St..... \$ 250,000
  - 2404 24th Ave ..... \$ 244,000
  - 6323 51st Ave..... \$ 262,000

- Salem**
- 7557 Shorewood Dr ..... \$ 180,000
  - 6505 235th Ave ..... \$ 265,000
  - 31011 75th Pl ..... \$ 300,000

- Twin Lakes**
- 634 Bayhill Ave..... \$ 301,000
  - 1021 Indian Point Rd..... \$ 302,500
  - 2505 E Lake Shore Dr..... \$ 325,000
  - 742 Roosevelt Rd..... \$ 374,000

- Trevor**
- 23628 124th St..... \$ 240,000
  - 28426 117th St..... \$ 243,000

- Pleasant Prairie**
- 972 102nd St..... \$ 347,500
  - 128 113th St..... \$ 329,900
  - 11023 82nd St..... \$ 375,000
  - 12056 43rd Ave ..... \$ 385,000
  - 3320 122nd St..... \$ 400,000
  - 8329 65th Ave ..... \$ 425,500
  - 11115 79th St..... \$ 414,000
  - 10063 64th Ave ..... \$ 472,000
  - 8325 E Ridge Dr..... \$ 482,500

- Randall**
- 40015 93rd St..... \$ 260,000

- Bristol**
- 11743 213th Ave ..... \$ 280,000
  - 22316 121st St ..... \$ 314,900

- Brighton**
- 24710 18th St..... \$ 413,250

### CONDOS

- Kenosha**
- 3102 86th Pl 204 ..... \$ 186,000
  - 2840 21st St 22 ..... \$ 200,500
  - 2840 21st St 25 ..... \$ 189,900

- Pleasant Prairie**
- 8411 Lexington Pl 9..... \$ 192,000

- Twin Lakes**
- 316 Tindalls Nest..... \$ 369,900

### VACANT LAND

- Kenosha**
- 4001 13th Ave ..... \$ 40,000

- Salem**
- Lt2 226th Ct..... \$ 119,900

- Trevor**
- Lt160 271st Ave..... \$ 36,900

- Bristol**
- Lt0 83rd St..... \$ 104,900
  - Lt3 130th Ave ..... \$ 138,900

- Pleasant Prairie**
- Lt0 East Ridge Dr..... \$ 125,000

# CLASSIFIEDS

CALL 262.728.3411  
TO PLACE YOUR AD

## FOR RENT

### Twin Lakes Apartments

**1 BR IN TWIN LAKES** Available in May. For those 62+ or disabled of any age. Laundry on site, off street parking, elevator and community room! Call 262-877-2212 to schedule a private tour with our friendly on site manager! Equal opportunity provider and employer. Equal Housing Opportunity.

## REAL ESTATE

### Other Real Estate

**PUBLISHER'S NOTICE** All real estate advertising in this newspaper is subject to the Fair Housing Act which makes it illegal to advertise any preference, limitation or discrimination based on race, color, religion, sex, disability, familial status or national origin, or an intention to make any such preference, limitation or discrimination. Familial status includes children under the age of 18 living with parents or legal custodians, pregnant women and people securing custody of children under 18. This newspaper will not knowingly accept any advertising for real estate which is in violation of the law. Our readers are hereby informed that all dwellings advertised in this newspaper are available on an equal opportunity basis. To complain of discrimination call HUD toll-free at 1-900-669-9777. The toll-free tele phone number for the hearing impaired is 1-800-927-9275. EQUAL HOUSING OPPORTUNITY



# SERVICE CORNER





**martens**  
PLUMBING & HEATING INC  
*65+ years of experience  
in your neighborhood!*

VISIT OUR  
NEWLY  
REMODELED  
SHOWROOM WITH  
OVER 50 WORKING  
FIXTURES

Complete Bathroom Remodeling

117 MacArthur Dr., Mukwonago, WI • 262-363-7146  
www.martensplumbing.com 390428

Southeast Wisconsin's Premier Roofing Company

## Over 100 New Roofs in 2021!

*Celebrating 15 Years  
in Business!*



**Accent**  
ROOFING LLC  
*We've got you covered*

**Free Estimates  
Fully Insured  
Licensed**

•  
**Serving  
Racine,  
Kenosha and  
Walworth  
Counties**

Tearoffs, Re-Roofs, New Construction • Soffit & Fascia  
Seamless Gutters • Downspouts • Gutter Protection  
EPDM Rubber • Flat Roofs • Blown-In Insulation




Visit our website to view our amazing  
time lapse video "These Guys are Fast"

**The Roofing Experts (262) 515-4385**  
Visit us online at: [www.accentroofingonline.com](http://www.accentroofingonline.com)

418429



## Bienemann's Quality Tree Service LLC

Shane Bienemann - Owner  
*Over 50 Years Combined Experience, Locally Owned & Operated*

Fine Pruning of Trees  
Removal & Lot Clearing • Stump Grinding  
*\*Storm Damage \*Fully Insured \*Free Estimates*

**Selective Pruning Experts (262) 210-2524**  
**Commercial & Residential (262) 534-3777**

[www.bienemanntreeservice.com](http://www.bienemanntreeservice.com) MasterCard

344089



[www.arborimages.com](http://www.arborimages.com)  
**W573 COUNTY TRUNK**  
**JS(State Road 11)**  
**Burlington, Wis.**

Showroom Hours:  
M-F 7:30 A.M.-4:00 P.M.;  
SAT. 8:00 A.M.-12:30 P.M.

**Complete Tree & Shrub Care**  
**262-763-4645**

- Tree & Shrub Trimming & Removal
- Custom Lumber Sales
- Deep Root Fertilization
- Insect & Disease Control

- Colorized Mulches & Wood Chips
- Development/Lot Clearing
- Tracked Aerial Lift

416098

*Lakes Area*

**GARAGE DOOR, LLC**

Elkhorn, WI.

**WAYNE DuPONT**  
P.O. Box 406  
Elkhorn, WI 53121

ELKHORN: (262) 742-3159  
WHITEWATER: (262) 473-3400  
FAX: (866) 804-1463  
[lakesareagaragedoorllc@charter.net](mailto:lakesareagaragedoorllc@charter.net)

311264

## COMPLETE TREE SERVICE LLC

**(262) 767-8733**

Tree Trimming & Removal  
Stump Removal • Lot Clearing  
Fertilizing/Deep-Root Feeding  
Cabling & Bracing • Aerial Truck  
Seasoned Firewood • Chips for Mulch

**RESIDENTIAL & COMMERCIAL**  
*The Weis Family*  
50+ Years Combined Experience  
**Fully Insured • Free Estimates**




371891

Sugar Creek Mutual Insurance Company  
17 W Walworth St., Elkhorn, WI 53121  
sugarcreek@sugarcreekmutual.com  
262-723-3244

Banco Insurance Agency-Palmyra  
125 West Main St., Palmyra, WI 53156  
lgarlock@firstcitizensww.com 262-495-2118

Banco Insurance Agency-Whitewater  
207 West Main Street, Whitewater, WI 53190  
kreed@firstcitizensww.com 262-473-7334

Grams Insurance Agency LLC  
15 N Madison St., Evansville, WI 53536  
julset@gramsinsurance.com 608- 882-6515

Patricia Lauderdale  
W4725 County Road A, Elkhorn, WI 53121  
pattylauderdale@gmail.com 262-742-3818

Breck Ward  
218 Park Street, Elkhorn, WI 53121  
bwardscm@gmail.com 262-215-5633

Grams Insurance Agency LLC  
103 W Fulton St., PO Box 336, Edgerton, WI 53534  
(608)884-3304  
www.gramsinsurance.com  
Julie Ulset julset@gramsinsurance.com

Schaal Agency LLC  
26530 Washington Ave., Waterford, WI 53185  
schaalagency@gmail.com (262) 534-7801

**“I CHOOSE MUTUAL INSURANCE  
BECAUSE I KNOW WE’RE  
IN THIS TOGETHER.”**

Policyholders who work with a mutual insurance company have a shared purpose: getting the best coverage and protection available. And mutual insurance delivers because mutuals serve policyholders, not shareholders. Our decisions are always based on what’s best for you. Plus local agents offer customized solutions for all your insurance needs. Find out how mutual insurance can work for you.

**Member of the National Association  
of Mutual Insurance Companies**

“SHARED PURPOSE. MUTUAL VALUES™” is a registered trademark of the National Association of Mutual Insurance Companies. All rights reserved.  
© 2012 National Association of Mutual Insurance Companies.



**SHARED PURPOSE. MUTUAL VALUES.™**

409912

