


AUGUST 2022

Homes & Design

■ HOME SERVICES ■ HOME FURNISHINGS ■ HOME IMPROVEMENTS ■ HOME DECOR ■ REAL ESTATE & RENTALS



Sugar Creek Mutual Insurance Company
17 W Walworth St., Elkhorn, WI 53121
sugarcreek@sugarcreekmutual.com
262-723-3244

Banco Insurance Agency-Palmyra
125 West Main St., Palmyra, WI 53156
lgarlock@firstcitizensww.com 262-495-2118

Banco Insurance Agency-Whitewater
207 West Main Street, Whitewater, WI 53190
kreed@firstcitizensww.com 262-473-7334

Grams Insurance Agency LLC
15 N Madison St., Evansville, WI 53536
julset@gramsinsurance.com 608-882-6515

Patricia Lauderdale
W4725 County Road A, Elkhorn, WI 53121
pattylauderdale@gmail.com 262-742-3818

Breck Ward
218 Park Street, Elkhorn, WI 53121
bwardscm@gmail.com 262-215-5633

Grams Insurance Agency LLC
103 W Fulton St., PO Box 336, Edgerton, WI 53534
(608)884-3304
www.gramsinsurance.com
Julie Ulset julset@gramsinsurance.com

Schaal Agency LLC
26530 Washington Ave., Waterford, WI 53185
schaalagency@gmail.com (262) 534-7801

"I CHOOSE MUTUAL INSURANCE BECAUSE I KNOW WE'RE IN THIS TOGETHER."

Policyholders who work with a mutual insurance company have a shared purpose: getting the best coverage and protection available. And mutual insurance delivers because mutuals serve policyholders, not shareholders. Our decisions are always based on what's best for you. Plus local agents offer customized solutions for all your insurance needs. Find out how mutual insurance can work for you.

Member of the National Association of Mutual Insurance Companies

"SHARED PURPOSE. MUTUAL VALUES"™ is a registered trademark of the National Association of Mutual Insurance Companies. All rights reserved.
© 2012 National Association of Mutual Insurance Companies.



SHARED PURPOSE. MUTUAL VALUES.™

409912



Prepare meals together as a family

Families that want to spend more time together can find a fun way to do just that by working together on something they already do each day. Cooking meals together as a family can add some fun to a task that's already a part of many families' daily routines.

Children can learn quite a bit from cooking, as preparing recipes can reinforce school lessons. Family cooking nights also pose a great opportunity to create lasting memories. Various sources indicate that children are more likely to remember experiences from their youth rather than the presents they receive. Some of those cherished experiences can be enjoyed in the kitchen alongside mom and dad.

In addition to creating lasting, fun memories, cooking together as a family may make children less likely to complain about foods since they have lent a hand in their creation. Furthermore, cooking together fosters a special feeling of unity

and may establish a no-pressure, safe space for conversation.

With so many benefits, families may be wondering how they can foster and improve time spent together in the kitchen. Here are some ways to do so.

Organize age-appropriate tasks

Little hands can only handle so much. A toddler can pour and stir ingredients, while an older child or teenager may be ready to chop ingredients or sauté at the stove.

Expect some mess

Parents and other adults should go into any meal creation process with children expecting things to get a tad messy. It may be possible to minimize messes by setting up workstations covered by plastic tablecloths, which can be folded up and shaken into the trash. Encourage children to sit down so they don't inadvertently spread any messes to another part of the house.

Begin with simple recipes

An initial foray into family cooking should involve a recipe that's easy to prepare and perhaps doesn't require too many ingredients. Build on each success after that, growing bolder with each subsequent recipe.

Make it a multi-generational experience

For many families, Sunday was the opportunity to gather at grandma's house after religious worship or to check in and spend time together. Rekindle this tradition by hosting weekly or monthly family meals where everyone gets to take part in bringing the meal to the table. This is an ideal

• CONTINUED ON PAGE 14

Cooking as a family is very beneficial and can be made even more so with some handy tips.

STOCK PHOTO *Homes & Design*

HOMES & DESIGN

August 2022

Published by Southern
Lakes Newspapers LLC
1102 Ann St., Delavan, WI 53115
(262) 728-3411

**Homes
& Design**

For advertising opportunities, call (262) 728-3411 or email vicki@southernlakesnewspapers.com

EDITOR IN CHIEF: **Edward Nadolski**
SPECIAL SECTIONS EDITOR: **Tracy Ouellette**
PAGE DESIGN: **Jen DeGroot**
CREATIVE DIRECTOR: **Heather Ruenz**
ADVERTISING DIRECTOR: **Vicki Vanderwerff**

On the garden path

Phlox adds color and pollinator appeal to the garden all season long

Fill your gardens with color from spring through summer and even into fall with a variety of pollinator-friendly phlox. The beauty, diversity, and usefulness in the garden of this group of plants had the National Garden Bureau declare 2022 Year of the Phlox.



By **MELINDA MYERS**
Columnist

Start out the growing season with creeping phlox (*Phlox subulata*). This low growing phlox is perfect for rock gardens, as a groundcover or planted at the front of a perennial garden. Grow it in full sun with well-drained soil in zones three to nine. Once the flowers fade, shear the plants back halfway to encourage attractive new growth that will last all season long.

Woodland phlox (*Phlox divaricata*) is native to Midwestern woods and fields and hardy in zones three to eight. The periwinkle blue flowers add some welcome color to shady spots in spring. Grow it in moist rich soil and watch for hummingbirds and butterflies that visit the blooms.

The Garden Club of America named Blue Moon woodland phlox its Plant of the Year, awarding it with the 2022 Montine McDaniel Freeman Horticulture Award. This award is given to native underutilized plants with superior ecological and ornamental attributes. Their goal is to increase the use of these plants in gardens. Blue Moon is mildew resistant, long blooming and like the species is an early source of pollen for native bees, swallowtail butterflies and nectar for the hummingbirds.

Downy or prairie phlox (*Phlox pilosa*) is another North American native phlox that can be found in prairies and is hardy in zones three to nine. The pale pink to purple-pink blossoms appear in spring. Grow it in full sun with moist to well-drained loam or sandy soils. Like other phlox, it attracts and supports butterflies and hummingbirds.

Marsh phlox (*Phlox globerrima*) is native to wet prairies and open woodlands and thrives in moist soil and even damp clay. The intense magenta flowers appear June to July and are a hummingbird magnet. Grow this phlox in zones four to eight.

The North American native tall garden phlox has long been popular with



Phlox with Echinaceais shown in full bloom in a summer garden.

COURTESY OF MELINDAMYERS.COM Homes & Design

gardeners. It blooms mid-season, adding color and height to any garden bed or mixed border. The perfectly round flower clusters top each stem and come in a variety of colors from white to pink, purple, salmon and more. Grow these in full sun with moist, rich well-drained soil.

The flowers of many tall phlox varieties are fragrant, attract pollinators and make great cut flowers. Remove faded flowers and provide sufficient moisture and nutrients to encourage more blooms. The Fashionably Early series of tall phlox bloom early and for a long period with rebloom in fall.

Grow tall phlox in full sun, provide sufficient space and avoid overhead watering to reduce the risk of powdery mildew. Select mildew resistant varieties

like Luminary, Opening Act, Sweet Summer and Super Ka-pow to reduce the risk of this disease.

Consider adding a variety of phlox plants to your garden this season or next. You and the pollinators will appreciate the long season of beautiful flowers, pollen and nectar.

Melinda Myers has written more than 20 gardening books, including the recently released *Midwest Gardener's Handbook, 2nd Edition* and *Small Space Gardening*. She hosts *The Great Courses* "How to Grow Anything" DVD instant video series and the nationally syndicated *Melinda's Garden Moment* TV & radio program.

Myers is a columnist and contributing editor for *Birds & Blooms* magazine and her website is www.MelindaMyers.com.

Paper Dolls Home Furnishing and Interior Design, located at 138 E. Geneva Square Mall, recently finished expanding to allow more display space. Owner Kristi Hugunin shows off one of the display rooms that offers a look at how furnishings will fit in a home.

JENNIFER EISENBART Homes & Design



Expanding possibilities

Growth offers more room to feel at home at Paper Dolls

By **Jennifer Eisenbart**

STAFF WRITER

When Paper Dolls Home Furnishings and Interior Design first opened in 1986, it was one of several storefronts in Geneva Square Mall.

Over the last 36 years, as some stores closed at the mall, owner Kristi Hugunin gradually expanded.

"We'd added on and take over another storefront," Hugunin said. "Now we have seven store fronts."

Originally just 2,000 square feet, Paper Dolls now occupies about 19,000 square feet, all devoted to displaying furniture and design concepts. The latest addition was about 2,000 square feet, which allows Hugunin to display bedroom sets, recliners and counter stools.

"The reason that we did, because the customers also love to shop in my warehouse," Hugunin said. "I outgrew my warehouse. It wasn't easy to show my bedroom sets anymore. I had to have a nice area."

"I call it my overflow warehouse," she added.

Paper Dolls started, literally, as a nickname for Hugunin and her partner,

Chris Haak. The two hung wallpaper for a living, and got the name "the paper dolls."

The two decided to start selling wallpaper, but didn't have the money to establish an inventory. So they worked with local artisans, selling their wares on consignment. The first storefront, a 600-square-foot space, was in downtown Elkhorn.

"We were there for about a year and a half, and then we found this space," Hugunin said. "That's when we moved that location to this location."

The first addition to the store was within three years. By then, the two were purchasing their own furniture for sale.

"Just small pieces of furniture," Hugunin said.

Since then, the business has continued to grow. Paper Dolls added interior design services about five years into the start of the business, with a single designer that has grown to three now.

Over the years, Hugunin's business has developed a reputation for quality.

"We set the room up so you can visualize what the whole room could look like in your home," Hugunin said. "We don't just do neutral furnishings. We show pops of

color. We show unique pieces that other furniture places don't have.

"We're not a big box store," she added. "People always tell me, when they come in here, it's their happy place."

And the space is constantly changing. Hugunin said that staff changes out displays on a daily basis. The website, paperdollsinteriors.com, is updated frequently as well. Unique artwork is also available and on sale at the store.

"If a customer comes back here in two weeks, they're going to see new ideas," she explained.

The store offers a white-glove delivery service to ensure safe arrival of purchases, and designers will provide floor plans, fabric selections, custom blinds, shades and shutters, as well as paint selection, wallpaper, lighting and other details.

"They're surprised at how large we are," Hugunin said. "How the displays are set up. I hear all the time, 'I've never seen a store quite like this.'"

Paper Dolls is at 138 E. Geneva Square Mall, Lake Geneva. The hours are Monday through Saturday from 9 a.m. to 4 p.m.

For more information, call 262-248-6268.

Paper Dolls

Home Furnishings & Interior Design



We have the Largest Selection of In-Stock Home Furnishings & Accessories in the Area

- Interior Design Services •
- Custom Window Treatments, Blinds & Shades •
- Wallpaper •

138 E. Geneva Square
Lake Geneva, WI 53147 • 262.248.6268
paperdollinterior.com

418484

FIRST IN HOME MORTGAGES

NOW is the time to think “**FIRST**” ... for your home mortgage refinancing needs

“**FIRST CITIZENS**” has attractive fixed term rates. Call to see how low they really are! Low borrowing rates also mean it’s a good time to purchase a new home.

*Think “**FIRST**” ... for all your financial needs.*



Mortgage Center is a service available online to apply for a mortgage loan safely and conveniently from home. Available on our website www.firstcitizensww.com under Electronic Services go to Online Mortgage Application.
You can get current home loan rates and a personalized rate quote.

WHITEWATER WEST
1058 W. Main Street
Whitewater, WI 53190
(262) 473-3666

MAIN OFFICE
207 W. Main Street
Whitewater, WI 53190
(262) 473-2112



firstcitizensww.com

EAST TROY OFFICE
2546 E. Main Street
East Troy, WI 53120
(262) 642-2530

PALMYRA OFFICE
111 E. Main St.
Palmyra, WI 53156
(262) 495-2101



409913



Stay cool

5 ways to turn your home into your personal oasis this summer

Summer is here, and people are getting out of the house – hanging by the pool, at the beach or in parks – to enjoy the warm weather. All that time outside is fun, but you don't want to go back to a hot, stuffy home when you're ready to cool off.

Your home should be your retreat from the summer heat so that you can relax and recharge. Check out these five ways to turn your home into the ultimate oasis to stay cool and comfortable all summer long.

Draw the curtains, blinds

The simplest way to cool down your home is to close the windows, blinds and curtains. While you may want to indulge in direct sunlight inside your home, it continues to heat your space. During the sunniest times of the day, keep your curtains drawn or blinds closed to reflect the heat. You can even buy thermal shades or blackout curtains to keep light and heat from sneaking into your cool spaces.

Use a window AC unit

Not all homes have central air conditioning, especially older homes and apartments built without ductwork. Luckily, you can still beat the heat by installing window air conditioners. Window air conditioners are easy to install in most windows and quickly cool down the rooms in your home.

The LG dual inverter smart window air conditioner provides exceptional cooling power to keep the summer heat at bay all season long. This window unit provides optimal low noise performance so you can relax in your home comfortably. The energy-efficient air conditioner saves you as much as 15% on energy costs. The four-way air deflection directs air flow where it's needed most, whether that's cooling, dehumidifying or circulating air. You can also control the air conditioner using your phone or smart speaker with the LG ThinQ app.

Use breathable sheets

If you have difficulty falling asleep when you feel hot, it might be time to buy lighter, breathable bed sheets. Linen, cotton, bamboo and satin sheets help you regulate your body temperature and are soft to the touch. You can sink into your bed at night and enjoy the cooling comfort of these lightweight, breathable materials.

Invest in an air purifier

To ensure optimal home comfort, don't forget to invest in your indoor air quality. High temperatures can lead to poor air quality, increasing the amount of pollution that finds its way into your home every time you open a door or window. By investing in a quality air purifier, you will improve air quality, so you can breathe easier and achieve maximum home comfort.

The new LG PuriCare AeroTower air

• CONTINUED ON PAGE 8

Keep cool, escape the heat, and turn your home into a comfortable oasis this summer.

STOCK PHOTO Homes & Design

STAY COOL • CONTINUED FROM PAGE 7

purifying fan delivers exceptional air quality you can customize for any room, setting and season. Whether it's your home office, gym, basement or other common living spaces, the powerful filtration with True HEPA captures 99.97% of fine dust and allergens while providing customizable airflow. Plus, its fan projects purified air to help cool you during warmer seasons.

This air purifier has been certified by the Asthma and Allergy Foundation of America as asthma- and allergy-friendly, providing peace of mind so users can breathe easy with purer, cleaner air. The unit features UVnano LED technology that kills 99.9% of bacteria on the fan blades for an added layer of protection. As a bonus, this quiet air purifier features a sleek design that will seamlessly blend with modern or traditional décor while improving your air quality and creating a healthier home.

Cook less to cool down

Cooking and baking will quickly heat your home, making it difficult to enjoy your warm meal in a hot dining room. To cut down on how often you need to use your stove or oven, plan meals that require minimal or no cooking, such as salads and sandwiches.

If you plan on cooking, try to cook in the morning, the coolest part of the day, and reheat your meals in the microwave. Or opt for using smaller, countertop appliances that won't generate and spread as much heat, like slow cookers or microwave ovens.

One of the best ways to serve up a hot meal without heating your home is to cook outdoors on a grill. Enjoy the sunshine while you grill up some burgers and brats and cool down in your home around the dinner table.

(BPT)



STOCK PHOTO Homes & Design



**WESTSIDE
LANDSCAPE
PRODUCTS, INC.**

Westside is a stone yard
available to the public
and contractors for
pick up or delivery



- WASHED DECORATIVE STONE, GRAVEL, MATERIAL & SAND
- BOULDERS & RIP RAP
- MULCHES & SOIL COMPOST
- WALL STONE, STEPS, FLAGSTONE AND OUTCROPPING
- GRASS SEED, POLYMERIC SAND, FERTILIZER
- EROSION CONTROL, FABRIC, GEO GRID

- EDGING
- NAILS, STAPLES, STAKES
- FIREWOOD MIXED HARDWOODS
- FIREPIT RINGS
- TOOLS

**N1882 State Rd 120
Lake Geneva, WI
262-949-4188**

414544

Distinctive Landscape-Design & Installation



• YEAR-ROUND TREE SERVICE • CERTIFIED ARBORIST
• PATIOS • RETAINING WALLS • LANDSCAPING

B&J
TREE AND
LANDSCAPE
SERVICE, INC

Serving You Since 1959

262-248-3653
www.bandjlandscape.com
W2795 KRUEGER RD.
LAKE GENEVA

office@bandjtree.com



420138



How to host with elegance

7 timeless entertaining tips

Do you like to host get-togethers with friends? There's far more to throwing a dinner party than having friends over for a delicious meal. Every detail from the food to wine to lighting should set the mood and make your guests feel at ease.

If you don't know where to start, Jordan Vineyard & Winery has your back. This French-inspired winery in the heart of wine country focuses on the timeless connection between food, wine and hospitality and is celebrating its 50th anniversary this year. In honor of this occasion, Jordan has provided these easy tips for entertaining with warmth, style and elegance.

Send out invitations

Whether you send out cards or an evite, take some time to create invitations for your guests. The invitation should include a date, time and location. If you're going for simple elegance, make sure the invitation isn't overly busy and that the important information is visible and easy to skim.

Start with the best ingredients

Take the time to find fresh ingredients. Instead of picking up fruits and vegetables from the grocery store, visit a local farmers market to see what inspires you. Small

ranches will often sell their meats directly to the public, and they will be fresher and more delicious than anything you'll find at the market.

Don't overwhelm the wine

If you're serving special wines, curate a menu that shows them in their best light. The most successful pairings enhance and elevate both the wine and the food. Every dish must be wine-friendly, from the amuse-bouche to the dessert.

Make it easy on yourself by choosing balanced wines with lower alcohol, and it's always wise to have both a red and a white wine option. Try these:

- 2020 Jordan Chardonnay, \$40; and
- 2018 Jordan Cabernet Sauvignon, \$60.

Plan snacks and drinks

As your guests arrive, have snacks available in the common areas. A charcuterie board with a light assortment of crackers, cheese and meats is ideal for grazing while guests mingle.

Set the mood

When planning a dinner party, think about the atmosphere you want to create. Lighting should be slightly dim but not so dark that people can't see what they eat and drink. Avoid harsh overhead lighting when possible.

Dimmer switches, candlelight and strategically placed lamps can provide a

bright but warm atmosphere. Try to avoid scented candles, as they can overwhelm or clash with the aroma of the food and wine.

Let the music play

Music sets the tone for a dinner party as much as the menu and decor, whether you're planning an elegant, formal affair or a lively, casual gathering. Create the playlists in advance. You can make separate ones for pre-dinner socializing, dinner and post-dinner drinks to reflect the get-together energy.

Keep the volume low to allow guests to chat without shouting over the music, or turn the music off during the main course to allow conversations to flow freely.

Leave guests with great memories

To make your dinner party truly memorable, think of ways to preserve the gathering's special moments. If you have a Polaroid camera, leave it on a side table so guests can take photos with each other and have a physical memory to take home.

You can also encourage everyone to take photos with their phones throughout the night and share a link to a digital photo album. Afterward, everyone can upload the moments they captured.

(BPT)

Preparation is key to crafting a dinner party your friends are sure to remember.

STOCK PHOTO Homes & Design

Residential

Commercial

Shingle Roofs

Flat Roofs

Metal Siding



Metal Roofing

Gutters

Repairs

Building Relationships One Roof At A Time

FREE ESTIMATES

(815) 385-2621

Now Offering Financing!



*We Recycle
Roofing
Material &
You Save*

Visit us at www.ambroofing.com

414753



Focused on
FAMILY BUSINESS
Because we are one!

We understand family businesses because we are one.

We are a family-focused bank that knows what it takes for businesses to thrive – local support, hard work, and Sound Advice makes all the difference

You can count on all the above from us.

Give us a try. We'll treat you like family.



**First National Bank
and Trust Company®**

Contact our Small Business Banking team to learn more

Member FDIC

Visit bankatfirstnational.com

800.667.4401

414486

4 tips for preparing a home to sell

In the current market, houses are selling fast – meaning there’s typically no need to spend time and money on large home repairs and renovations to get an offer. Instead, homeowners should focus on quick, easy DIY projects to give their space a facelift before listing – here’s how.

Enhance curb appeal

“The exterior of your home sets the tone for what buyers can expect inside,” said Lindsey Mahoney, DIYer behind Building Bluebird and licensed realtor with Rigali Group at Danberry. “If a buyer pulls up to a house where the outside is in disrepair, it sets off red flags that the home may have hidden issues from neglect.”

The simplest way to enhance a home’s curb appeal is to maintain the yard, regardless of the season or weather. Depending on the climate, homeowners should consider cutting the grass, planting flowers and greenery, raking leaves, watering the grass and flowers, or removing snow and ice.

If the home’s exterior is in need of a little more TLC, consider adding a pop of color to the front door with a fresh coat of paint, installing unique shutters for visual interest or updating to a new mailbox. Pull it all together with a seasonal wreath or welcome mat.

Paint as needed

Moving into the interior, spruce things up by refreshing walls with new paint. Rather than redoing every room, focus on painting over bright, bold colors with a neutral palette more likely to appeal to the masses.

To get started, tape off the room with FrogTape Multi-Surface Painting Tape. The tape is made with PaintBlock Technology, a super-absorbent polymer that instantly gels to form a micro-barrier that seals the edges of the tape. This will prevent bleed and leave the walls with crisp, clean lines that won’t need touch-up

Make minor repairs

When gearing up to sell, pay close attention to minor things that may need to be updated or repaired. For example, leaky faucets, loose cabinet handles or doors that stick are all minor fixes – but ignoring them could leave potential buyers assuming that there are larger problems within the home. Do a careful walkthrough before listing to look for any small fixes that need to be made.

Declutter and clean

A messy house is a major turnoff for potential buyers, so prioritize decluttering and cleaning. Start by eliminating as many personal items as possible, including



If you prioritize the right projects, preparing to sell a property can be painless.

STOCK PHOTO Homes & Design

toiletries, kids’ items and personal décor like family photos, fan memorabilia and religious and political objects. It’s also important to spruce up the appearance of beds, couch pillows and counters in the kitchen and bathrooms.

“If you have a small closet and your clothes are jammed into it, take out half so it looks like there is room to add more,” Mahoney recommends. “You don’t want your buyer’s first thought to be that they won’t be able to fit their belongings in the bedroom closet.”

Once things are organized, each room should receive a deep clean, including wiping surfaces, floors and baseboards, as well as cleaning any appliances, sinks, toilets and showers. As the open house approaches, open doors and windows for fresh air and natural light, leaving the home looking and smelling pleasant for potential buyers.

By taking these four simple steps, a home will be in its best shape to hit the market – and maximize the potential profit.

(STATEPOINT)



Here's a look at three key factors on the housing market for the first six months of 2022.

WISCONSIN REALTORS ASSOCIATION GRAPHIC Homes & Design

Affordability continues to erode

Interest rates, tight inventors continue unabated

Housing affordability continues to decline, according to the latest analysis of Wisconsin's housing market by the Wisconsin Realtors Association.

Affordability was down by significant margins in June due to rising mortgage rates, rapidly appreciating home prices and unchanged median family income in the state over the past 12 months, according to the WRA.

"Realtors report the reduction in affordability has already begun to price some buyers out of the market, WRA President and CEO Michael Theo said. "With mortgage rates on an upward trajectory, we expect the seller's market to start to weaken by the end of the year."

The 30-year fixed-rate mortgage was 5.52% in June, up from 2.98% a year earlier, which is an increase of 254 basis points.

The Wisconsin Housing Affordability Index measures the percent of the median-priced home that a buyer with median family income qualifies to purchase, assuming a 20% down payment and the remaining balance financed with a 30-year fixed-rate mortgage. The index indicates the qualified buyer could purchase 127% of the median-priced home in June 2022, but that is down from 182% just one year earlier.

Despite these factors, the market remains relatively robust.

"We have historically low inventory throughout the state, which is limiting sales and driving up prices. Even in an environment of rapidly rising mortgage rates, demand remains strong, and homes

are moving quickly. This trend is likely to continue, at least through the peak market in the summer," said Brad Lois, chairman of the WRA board.

In the eight-county Southeast Wisconsin area home sales are down 4.7% year to date compared to 2021 and the median price is up 6.9% over 2021.

In a comparison to June 2021, sales are down 12.7% and the median price is up 10.5% in the seven-county area.

According to Dave Clark, a Marquette University economist and WRA consultant, interest rates and inflation will continue to play a prominent roll in the real estate market.

"Inflation is not yet contained as indicated by the preliminary June inflation estimate of 9.1%. The Fed is likely to increase its upward pressure on short-term interest rates to lower these strong in inflationary pressures," he said. "A full 1% increase of the Federal Funds Rate is increasingly likely in the late July meeting of the Fed's Federal Open Market Committee.

"While this will definitely increase mortgage rates in the short term, it's necessary to prevent inflation from getting embedded in the economy and driving mortgage rates into the double digits as was the case in the early 1980s."

Other WRA observations

Here's a look at some the other observations in the WRA's June report:

- Declining state inventories continued to hinder sales while driving home prices

higher. Existing home sales fell 11.1% in June 2022 compared to June 2021, and the median price rose to \$280,000, a 9.4% increase over that same period.

- June is routinely the strongest month for sales in the state, accounting for 11.6% of annual closings in a typical year.

- Sales in the first half of 2022 were 6.9% below the pace for the first six months of 2021, and the median price was up 10.2% to \$260,000.

- Inventories continued to slide. New listings were down 13.5%, and total listings for the state were down 14.4% in June compared to their levels 12 months earlier.

- Wisconsin continues to have a solid seller's market, with months of available supply down 9.7% to just 2.8 months of supply in June 2022. Every region of the state had months of supply well below the six-month benchmark that characterizes a balanced home market. The tightest markets were in metropolitan areas, which had just 2.7 months of supply in June 2022, down from three months a year earlier. Similarly, micropolitan areas, which are counties with a population between 10,000 and just under 50,000, saw their inventories slip to 2.8 months of supply from 3.2 months of supply a year earlier. Only rural counties recorded an increase in supply, and that increase was marginal, rising from 3.5 months of available supply in June 2021 to 3.7 months in June 2022.

- Homes continue to move at a brisk pace, with average days on the market falling 11.8% over the last 12 months, to just 60 days in June 2022.



home and property sales

Here is a listing of recent single-family home, condominium and vacant land sales in Kenosha, Racine and Walworth counties. The information is provided through the Multiple Listing Service.

RACINE COUNTY

SINGLE-FAMILY HOMES

Burlington

- 567 Tower St..... \$ 310,000
- 33626 Contour Dr..... \$ 305,500
- 516 Congress St..... \$ 300,000
- 432 S Kane St..... \$ 300,000
- 733 S Pine St..... \$ 300,000
- 419 Dale Dr..... \$ 303,000
- 34221 White Oak Dr..... \$ 305,000
- 120 N River Rd..... \$ 326,000

Waterford

- 510 E Main St..... \$ 300,000
- 627 Rivermoor Cir..... \$ 330,000
- 30325 Barnes Ln..... \$ 318,000
- 7318 N Tichigan Rd..... \$ 330,000
- 28510 Beach Dr..... \$ 380,000
- 4936 Buena Park Rd..... \$ 371,500
- 28912 Cherry Ln..... \$ 355,000
- 604 Poplar Grove Ct..... \$ 492,000

Union Grove

- 1320 Main St..... \$ 300,000
- 17700 Spring St..... \$ 410,000
- 250 Mill Ave..... \$ 405,000

Caledonia

- 12406 7 1/2 Mile Rd..... \$ 300,000
- 1910 Woodland Dr..... \$ 420,000

Racine

- 3510 Erie St..... \$ 300,000
- 1625 E Five Mile Rd..... \$ 315,000
- 4622 Pilgrim Dr..... \$ 320,000
- 6525 High Hill Cir..... \$ 320,000
- 3345 Taylor Ave..... \$ 335,000
- 6941 Douglas Ave..... \$ 350,000
- 5335 Tropical Ct..... \$ 365,000
- 4723 Kings Cove Rd..... \$ 370,000
- 6517 Lyra Ln..... \$ 355,000
- 1444 Harrington Dr..... \$ 380,000
- 6904 Bay Wood Dr..... \$ 385,000
- 4946 N Main St..... \$ 365,000
- 3545 Corona Dr..... \$ 380,000
- 6660 High Hill Cir..... \$ 410,000
- 6522 River Meadows Turn \$ 525,000

Mount Pleasant

- 5017 Wood Rd..... \$ 300,000
- 3309 Ascot Dr..... \$ 315,000
- 4328 Garden Dr..... \$ 329,000
- 4308 Pennington Ln..... \$ 310,000
- 11445 Louis Sorenson Rd \$ 325,000
- 2552 N Green Bay Rd..... \$ 337,000
- 6316 Biscayne Ave..... \$ 365,000
- 6612 Spring Hill Dr..... \$ 359,900
- 5701 Eagle Point Dr..... \$ 375,000
- 7134 Creekside Ct..... \$ 382,000
- 5926 Independence Rd.... \$ 390,000
- 9516 Luanne Dr..... \$ 410,000
- 6317 Cedarhedge Dr..... \$ 390,000
- 6423 Nokomis Ct..... \$ 500,000
- 5210 Cornerstone Way.... \$ 535,000

Wind Lake

- 8102 Meadow Ln..... \$ 330,000

Sturtevant

- 2050 90th St..... \$ 360,000
- 3147 Karnopp Ct..... \$ 430,000

Franksville

- 3747 Meadow Rose Ct.... \$ 425,000
- 19013 2 Mile Rd..... \$ 461,000
- 9920 2 Mile Rd..... \$ 460,000
- 3901 Scenic Way..... \$ 501,000
- 2475 100th St..... \$ 550,000

Wind Point

- 5 Sprucewood Ct..... \$ 453,500

Kansasville

- 2836 Lakeshore Dr..... \$ 400,000

CONDOS

Mount Pleasant

- 6144 Prairie Cir..... \$ 350,000
- 6255 Kingsview Dr..... \$ 420,000
- 3200 Island Club North 17\$ 580,000

Union Grove

- 137 Vassallo Ln 16..... \$ 324,900

Wind Lake

- 7501 W Wind Lake Rd 6... \$ 460,000

VACANT LAND

Burlington

- 705 S Front St..... \$ 750,000

WALWORTH COUNTY

SINGLE-FAMILY HOMES

Delavan

- W8831 Hickory Rd..... \$ 55,000
- 613 Rickords St..... \$ 130,000
- 402 S 2nd St..... \$ 175,000

Genoa City

- W866 Geranium Rd..... \$ 85,000
- W998 Pell Lake Dr..... \$ 175,500

Whitewater

- 137 N George St..... \$ 135,000
- 251 N Prairie St..... \$ 165,000
- 414 N Newcomb St..... \$ 190,000

Darien

- 313 N Church St..... \$ 146,000

Lake Geneva

- 3179 W Barry Dr..... \$ 205,000

CONDOS

Lake Geneva

- 1111 Lakeland Ln 9-03.... \$ 310,000
- 1151 Townline Rd 304..... \$ 300,000
- 965 Lakeland Dr 9-79..... \$ 336,000

Elkhorn

- 616 E Market St 103..... \$ 300,000

Williams Bay

- 30 Driftwood Ct D..... \$ 350,000

VACANT LAND

Lake Geneva

- Lt14A Snake Rd..... \$ 349,000

Lyons

- Lt7 Bender Ct..... \$ 340,000

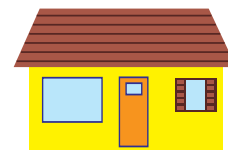
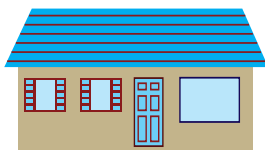
KENOSHA COUNTY

SINGLE-FAMILY HOMES

Twin Lakes

- 134 Schoors Ln..... \$ 300,000
- 151 Marion Ave..... \$ 300,000
- 1858 Swallow Rd..... \$ 309,000
- 312 Torrey Pines Dr..... \$ 340,000





home and property sales

Here is a listing of recent single-family home, condominium and vacant land sales in Kenosha, Racine and Walworth counties. The information is provided through the Multiple Listing Service.

• 423 Upper Horseshoe Dr. \$ 341,800	• 6725 52nd Ave \$ 426,000
Kenosha	• 2200 38th Ave \$ 420,000
• 7317 5th Ave \$ 305,000	Bristol
• 4514 Taft Rd \$ 301,000	• 10204 187th Ct \$ 300,000
• 6308 51st Ave \$ 300,000	Wheatland
• 5421 34th St \$ 340,000	• 34622 63rd St \$ 306,000
• 7943 32nd Ave \$ 315,000	Pleasant Prairie
• 4827 25th St \$ 348,200	• 10379 Sheridan Rd \$ 320,000
• 2444 43rd Ave \$ 315,000	• 9940 28th Ave \$ 315,000
• 8641 47th Ave \$ 330,000	• 1125 97th St \$ 322,600
• 7208 92nd Ave \$ 325,000	Salem
• 520 68th Pl \$ 340,000	• 6043 245th Ave \$ 315,000
• 8202 57th Ave \$ 370,000	• 6117 248th Ct \$ 325,000
• 3210 28th St \$ 355,000	Brighton
• 8254 57th Ave \$ 360,000	• 10530 304th Ave \$ 305,000
• 4114 89th St \$ 351,200	Trevor
• 9327 69th St \$ 343,000	• 9924 269th Ct \$ 335,000
• 5110 32nd St \$ 375,000	Randall
• 8214 61st Ave \$ 374,900	• 8715 378th Ave \$ 345,000
• 2520 44th Ave \$ 374,900	
• 5502 28th St \$ 390,000	CONDOS
• 3412 29th St \$ 369,900	Kenosha
• 6220 82nd St \$ 385,000	• 6310 43rd St 98 \$ 302,000
• 4132 128th St \$ 380,000	Pleasant Prairie
• 6203 106th Ave \$ 377,000	• 6480 105th St 81 \$ 390,000
• 7700 70th Ave \$ 395,000	
• 2313 16th Pl \$ 415,000	VACANT LAND
• 10801 67th St \$ 425,000	Kenosha
• 5011 45th St \$ 402,000	• Lt0 47th Ave \$ 315,000

PREPARE MEALS • CONTINUED FROM PAGE 3

opportunity for grandparents to pass down family recipes and regale grandchildren with funny stories and memories.

Plan to take a little extra time

Preparation time is likely to take a bit longer when multiple hands are stirring the pot. Families can slow down and employ some patience. Adults should resist the urge to take over when children may not be doing things the right way. If meals need to be on the table at certain times, start an hour or two earlier than you otherwise

would to account for some confusion and even a potential restart.

Eliminate distractions

The kitchen may be the heart of the home, but it can be dangerous to be around knives and other cooking utensils and instruments. Distractions like televisions or phones can draw attention away and potentially lead to injuries from pots boiling over or children getting too close to hot flames.

(METRO CREATIVE)

CLASSIFIEDS

CALL 262.728.3411
TO PLACE YOUR AD

FOR RENT

Twin Lakes Apartments

1 BR IN TWIN LAKES Available in May. For those 62+ or disabled of any age. Laundry on site, off street parking, elevator and community room! Call 262-877-2212 to schedule a private tour with our friendly on site manager! Equal opportunity provider and employer. Equal Housing Opportunity.

Waterford Apartments

ONE BEDROOM APARTMENT downtown Waterford. \$700 security required plus 12 month lease, \$700 per month. Includes garage and one extra off street parking stall. 262-492-3731 or 262-497-9887.

Houses/Town/Condos

WATERFRONT RENTAL/BURLINGTON Month to mo. with 6 mo. minimum. \$1,300. Like being on vacation, gorgeous lake views in this year round home, fully furnished. Appliances included. Steve Kovac, 847-702-8700, Broker owned.

REAL ESTATE

Other Real Estate

PUBLISHER'S NOTICE All real estate advertising in this newspaper is subject to the Fair Housing Act which makes it illegal to advertise any preference, limitation or discrimination based on race, color, religion, sex, disability, familial/ status or national origin, or an intention to make any such preference, limitation or discrimination. Familial status includes children under the age of 18 living with parents or legal custodians, pregnant women and people securing custody of children under 18. This newspaper will not knowingly accept any advertising for real estate which is in violation of the law. Our readers are hereby informed that all dwellings advertised in this newspaper are available on an equal opportunity basis. To complain of discrimination call HUD toll-free at 1-900-669-9777. The toll-free tele phone number for the hearing impaired is 1-800-927-9275. EQUAL HOUSING OPPORTUNITY

SERVICE CORNER



Arbor IMAGES
INCORPORATED
Complete Tree & Shrub Care
262-763-4645

www.arborimages.com
W573 COUNTY TRUNK
JS (State Road 11)
Burlington, Wis.
Showroom Hours:
M-F 7:30 A.M.-4:00 P.M.;
SAT. 8:00 A.M.-12:30 P.M.

- Tree & Shrub Trimming & Removal
- Custom Lumber Sales
- Deep Root Fertilization
- Insect & Disease Control
- Colorized Mulches & Wood Chips
- Development/Lot Clearing
- Tracked Aerial Lift

416098



Bienemann's Quality Tree Service LLC
Shane Bienemann - Owner
Over 50 Years Combined Experience, Locally Owned & Operated

Fine Pruning of Trees
Removal & Lot Clearing • Stump Grinding
*Storm Damage *Fully Insured *Free Estimates

Selective Pruning Experts (262) 210-2524
Commercial & Residential (262) 534-3777

www.bienemannstreeservice.com

344089



Lakes Area GARAGE DOOR, LLC
Elkhorn, WI.

ELKHORN: (262) 742-3159
WHITEWATER: (262) 473-3400
FAX: (866) 804-1463
lakesareagaragedoorllc@charter.net

WAYNE DuPONT
P.O. Box 406
Elkhorn, WI 53121

311264

Southeast Wisconsin's Premier Roofing Company

Over 100 New Roofs in 2021!



Accent ROOFING LLC
We've got you covered

Celebrating 15 Years in Business!

Free Estimates Fully Insured Licensed
• **Serving Racine, Kenosha and Walworth Counties**

Tearoffs, Re-Roofs, New Construction • Soffit & Fascia
Seamless Gutters • Downspouts • Gutter Protection
EPDM Rubber • Flat Roofs • Blown-In Insulation

Angie's list



Visit our website to view our amazing time lapse video "These Guys are Fast"

The Roofing Experts (262) 515-4385
Visit us online at: www.accentroofingonline.com

418429



James R. Taylor and Sons INC.

Family Owned & Operated For 3 Generations

Remodeling, Siding, Windows, Roofing, Kitchens, Baths



Nominate a Veteran/Active Duty
Service member for a FREE Roof!



**FREE Estimates
Fully Insured**

*"The bitterness of poor quality
lingers long after the sweetness
of a cheap price is gone."*



262-642-7970

www.jrtaylorandsons.com